

CATALOGUE

No. 12.

THE YALE & TOWNE MFG. CO.,

HENRY R. TOWNE, President.

OWNING AND OPERATING

THE YALE LOCK MFG. CO.

THE WESTON CRANE CO.



WORKS AT STAMFORD, CONN., U. S. A.

NEW YORK, 62 Reade Street.

PHILADELPHIA, 15 North Sixth Street.

CHICAGO, 152-154 Wabash Avenue.

BOSTON, 224 Franklin Street.

1889.

Index.

For Locks numerically arranged, see page 9.

A.

	PAGE.
Adjustment of Yale Locks, - - - - -	24 and 25
Announcement, - - - - -	3
Apartment House Boxes, - - - - -	534 and 535
Astragal Faced Locks Described, - - - - -	17
Asylum Locks, (Yale) - - - - -	62 to 65

B.

Baggage Fasteners, - - - - -	293
Bar Handles, - - - - -	364 to 367
Bell Levers, - - - - -	336
" Lever Pulls, - - - - -	337
" " " Electric, - - - - -	337
" Pulls, - - - - -	332 to 335
Bevel of Doors, - - - - -	17
Bicycle Padlocks, - - - - -	293
Blank Keys, - - - - -	298 to 304
Blocks, Gin, - - - - -	553
" Pulley, - - - - -	541 to 543
" Wire Rope, - - - - -	552
Bolts, Barrel, - - - - -	424 and 425
" Chain, - - - - -	422 and 423
" Cupboard, - - - - -	426 and 427
" Dutch Door, - - - - -	430 and 431
" Flush, - - - - -	426 to 431
" " Extension, - - - - -	432 to 435
" Mortise Extension, - - - - -	436 to 439
" Necked, - - - - -	426 and 427
" Square-Cased, - - - - -	424 and 425
Box Locks, - - - - -	146 and 147
Bower-Barff Finish, - - - - -	308 and 309
Buckle Locks, - - - - -	158
Buttons, Cupboard, - - - - -	452
" Electric Push, - - - - -	338 to 340
Butts, Improved Construction of, - - - - -	388 and 389
" Fast Joint, - - - - -	410 to 413
" Loose Joint, - - - - -	416 and 417
" Loose Pin, - - - - -	396 to 409
" Parliament, - - - - -	417
" Shutter, - - - - -	414 and 415

C.

Cabinet Locks, Description of, (Yale) - - - - -	134 and 135
" " " (Standard) - - - - -	270
" " (Yale) - - - - -	134 to 157
" " (" Duplex) - - - - -	172 to 179
" " (Standard) - - - - -	270 to 284
Catalogues, - - - - -	11
Catches, Cupboard, - - - - -	454 and 455

PAGE.

Catches, Elbow, - - - - -	453
" Transom Window, - - - - -	452
Chain, Crane, - - - - -	555
" "Pitch," - - - - -	555
Chest Locks, Flush, (Yale) - - - - -	144 to 146
" " " (Standard) - - - - -	283
Chutes for Letter Drop Plates, - - - - -	382 and 385
Closet Locks, Mortise, (Yale) - - - - -	74 to 81
" " " (Standard) - - - - -	196, 197 and 199 to 201
Clutches, - - - - -	561 to 564
Combination Locks, - - - - -	503 to 510 522 and 524
Combined Escutcheons, - - - - -	344 to 351
Corner Plates, - - - - -	380 and 381
Crabs, Safety Hoisting, - - - - -	544
Cranes, - - - - -	556 to 560
" Light Swing, - - - - -	548
Cupboard Bolts, - - - - -	426 and 427
" Buttons, - - - - -	452
" Catches, - - - - -	454 and 455
" Locks, Combination, - - - - -	524
" " Rim, (Yale) - - - - -	136 to 139
" " " (" Duplex) - - - - -	172 to 177
" " " (Standard) - - - - -	273
" Turns, - - - - -	456 and 457

D.

Dead Locks, Mortise, (Yale) - - - - -	68 to 81
" " " (" Duplex) - - - - -	166 to 169
" " " (Standard) - - - - -	198 to 203
Dead Locks, Rim, (Yale) - - - - -	26 to 35
" " " (Standard) - - - - -	186
Desk Locks, Combination, - - - - -	522
" " Flush, (Yale) - - - - -	140 to 143
" " " (Standard) - - - - -	272 and 274
" " Mortise, " - - - - -	284
Direction Plates, - - - - -	386 and 387
Door Pulls, - - - - -	368 to 373
Door Openers, Electric, - - - - -	468
Double Lift Hoists, Safety, - - - - -	546 to 549
Drawer Locks, Combinaton. - - - - -	524
" " Flush, (Yale) - - - - -	148 to 157
" " " (" Duplex) - - - - -	178 and 179
" " " (Standard) - - - - -	273 and 276 to 282
" Pulls, Bronze and Brass, - - - - -	458 to 460
" " Wood, - - - - -	461
Duplex Locks, (Yale), Described, - - - - -	160 and 161
" " " - - - - -	160 to 179
Duplicate Keys, - - - - -	296 and 305

E.

PAGE.

Elbow Catches, - - - - -	453
Electric Bell Lever Pulls, - - - - -	337
" " Pulls, - - - - -	334 and 335
" Door Openers, - - - - -	468
" Push Buttons, - - - - -	338 to 340
Elevators, Hand, - - - - -	549
Escutcheon or Guard Locks, - - - - -	519
" Knobs, - - - - -	66
Escutcheons, Combined, - - - - -	344 to 351
" Cup, - - - - -	357 to 361

F.

Finger Plates, - - - - -	374 to 377
Finishes, - - - - -	14
Flaps, Shutter, - - - - -	414 and 415
Front Door Locks, Mortise, (Yale) - - - - -	103 to 115
" " " " (Standard) - - - - -	246 to 249
Furniture for Locks, Index of, - - - - -	307

G.

Gate Fixtures, - - - - -	466 and 467
Gin Blocks, - - - - -	553
Grapple Hooks, - - - - -	554
Grilles, - - - - -	421
Guarded Bolt Mortise Latches, (Yale) - - - - -	62 to 65

H.

Hallway Letter Boxes, - - - - -	536
"Hand" of Locks, Latches and Butts, - - - - -	16
Handles, Bar, - - - - -	364 to 367
" Door, and Lift Latch, - - - - -	256 and 257
" Lever, - - - - -	330 and 331
" Offset, - - - - -	372 and 373
" Store Door, (Yale) - - - - -	124 to 133
" " " (Standard) - - - - -	260 to 269
" T, - - - - -	328, 329 and 520
Hinges, Gate, - - - - -	416, 417 and 466
" Hydraulic Checking Spring, - - - - -	390 and 391
" Shutter, - - - - -	414 and 415
" Spring (American) - - - - -	394 and 395
" " (Compound Spiral) - - - - -	393
" " (Gem) - - - - -	394
" Strap, - - - - -	418 and 419
Hoists, Index of, - - - - -	539
" Outrigger, - - - - -	549
" Safety, - - - - -	552
" " Double Lift, - - - - -	546 to 549
Hooks, Ceiling, - - - - -	465
" Coat and Hat, - - - - -	465
" Grapple, - - - - -	554

I.

PAGE.

Ink, Stamping, - - - - -	537
Ink Pads, Yale, - - - - -	537
Iron Goods, - - - - -	308 and 309

K.

Key Plates, Bronze and Brass, - - - - -	352 to 356
" " Wood, - - - - -	341
Keys, Index to, - - - - -	295
" Duplicate, - - - - -	296 and 305
" Master, - - - - -	297
" Resetting to New, - - - - -	297
" Blank, (American) - - - - -	304
" " (Standard) - - - - -	300 to 303
" " (Tubular) - - - - -	303
" " (United States) - - - - -	304
" " (Yale) - - - - -	298 and 299
Kick Plates, - - - - -	380 and 381
Knob Bolts, Mortise, (Standard) - - - - -	195 to 197
" Latches, " " - - - - -	190 to 194
" " Rim, " " - - - - -	185
" Locks, Mortise, (Yale) - - - - -	92 to 102
" " " (" Duplex) - - - - -	170 and 171
" " " (Standard) - - - - -	204 to 231
" " Rim, (Yale) - - - - -	50 and 51
" " " (Standard) - - - - -	187 to 189
Knobs, Brass Pull, - - - - -	67
" Closet, Bronze and Brass, - - - - -	324 and 325
" " Ebony, - - - - -	324
" " Porcelain, - - - - -	324
" " Wood, - - - - -	326
" Door, Bronze and Brass, - - - - -	314 to 322
" " Ebony, - - - - -	311
" " Porcelain, - - - - -	311
" " Wood, - - - - -	312 and 313
" Escutcheon, - - - - -	66
" Mortise Latch or Bolt, Bronze and Brass, - - - - -	327
" " " " " Wood, - - - - -	326
" Shutter, Bronze and Brass, - - - - -	448 and 449
" " Wood, - - - - -	461
" Thumb, - - - - -	327

L.

Latches, Door Handle and Lift, - - - - -	256 and 257
" Elevator, (Standard) - - - - -	244 and 245
" Gate, - - - - -	466 and 467
" Guarded Bolt, Mortise, (Yale) - - - - -	62 to 65
" Knob, Mortise, (Standard) - - - - -	190 to 194
" " Rim, " " - - - - -	185
" Night, Mortise, (Yale) - - - - -	52 to 65
" " " (" Duplex) - - - - -	164 and 165

	PAGE.
Latches, Night, Mortise, (Standard) -	254 and 255
“ “ Rim, (Yale) - - -	36 to 49
“ “ “ (“ Duplex) - - -	162 and 163
“ “ and Locks, Rim, (Yale) -	46 to 49
“ Sliding Door, (Yale) - - -	88 and 89
“ “ “ Knob, (Standard) -	243
“ Store Door Locks and, (Yale) -	124 to 133
“ “ “ “ (Standard) -	260 to 269
“ Thumb, Mortise, (Standard) -	258 and 259
“ Vestibule, “ (Yale) - - -	116 to 123
“ “ “ (Standard) - - -	250 to 253
Letter Boxes, - - - - -	385
“ Drop Plates, - - - - -	382 to 385
Lever Handles, - - - - -	330 and 331
Levers, Bell, - - - - -	336 and 337
Lift Latches, - - - - -	256 and 257
Lifts, Bar Sash, - - - - -	444 and 445
“ Flush “ - - - - -	442 and 443
“ Hook “ - - - - -	442 and 443
Lock Boxes, Post Office, - - -	526 to 528
“ Furniture, - - - - -	307
Locks, Numerically arranged, -	9
“ Yale and Standard, Compared, -	18
“ Asylum, (Yale) - - - - -	62 to 65
“ Box, “ - - - - -	146 and 147
“ Buckle, “ - - - - -	158
“ Cabinet, “ - - - - -	134 to 157
“ “ (“ Duplex) - - - - -	172 to 179
“ “ (Standard) - - - - -	270 to 284
“ Chest, Flush (Yale) - - - -	144 to 146
“ “ “ (Standard) - - - - -	283
“ Closet, Mortise (Yale) - - -	74 to 81
“ “ “ (Standard) 196, 197 and 199 to	201
“ Combination, - 503 to 510, 522 and	524
“ Cupboard, Rim, (Yale) - - -	136 to 139
“ “ Rim and Flush, } -	172 to 177
“ “ “ (Yale Duplex) } -	
“ “ Rim and Flush, (Stan'rd) -	273
“ Dead, Mortise, (Yale) - - -	68 to 81
“ “ “ (“ Duplex) - - - - -	166 to 169
“ “ “ (Standard) - - - - -	198 to 203
“ “ Rim, (Yale) - - - - -	26 to 35
“ “ “ (Standard) - - - - -	186
“ Desk, Combination, - - - - -	522
“ “ Flush, (Yale) - - - - -	140 to 143
“ “ “ (Standard) - - - - -	272 and 274
“ “ Mortise, “ - - - - -	284
“ Drawer, Combination, - - -	524
“ “ Flush, (Yale) - - - - -	148 to 157
“ “ “ (“ Duplex) - - - - -	178 and 179
“ “ “ (Standard) 273 and 276 to	282
“ Duplex, (Yale) - - - - -	160 to 179
“ Escutcheon or Guard, - - -	519
“ French Window, (Standard) -	204 and 205
“ Knob, Mortise, (Yale) - - -	92 to 102

	PAGE.
Locks, Knob, Mortise, (Yale Duplex) -	170 and 171
“ “ “ (Standard) - - - - -	204 to 231
“ “ Rim, (Yale) - - - - -	50 and 51
“ “ “ (Standard) - - - - -	187 to 189
“ and Latches, Store Door, } -	124 to 133
“ “ Mortise, (Yale) } -	
“ and Latches, Store Door, } -	260 to 269
“ “ Mortise, (Standard) } -	
“ Master-Key, (Yale Duplex) - -	160 to 179
“ “ “ (Standard) - - - - -	230 and 231
“ Office Knob, Mortise, (Yale) -	92 to 102
“ “ “ “ (Standard) - - - - -	222 to 229
“ Prison, (Yale) - - - - -	470 to 481
“ “ (Standard) - - - - -	482 to 495
“ Rolling Desk, - - - - -	284
“ Safe Deposit, - - - - -	511 to 519
“ Sash, (Standard) - - - - -	275
“ Sliding Door Dead, Mortise, (Yale)	82 to 87
“ “ “ “ (Stand'rd) 232 to 239	
“ “ “ Knob, “ (Yale) 90 and 91	
“ “ “ “ (Stand'r'd) 240 to 242	
“ Store Door, (Yale) 26 to 33, 68 to 73,	124 to 133
“ Sub-Treasury, - - - - -	511 to 519
“ Time, - - - - -	498 to 502
“ Tin Box, (Yale) - - - - -	147 and 521
“ “ “ Combination, - - - - -	522

M.

Master-Key Locks, (Yale Duplex) -	160 to 179
“ “ “ (Standard) - - - - -	230 and 231
Mortise Locks and Latches, (Yale) -	52 to 133
“ “ “ “ “ Duplex, 164 to 171	
“ “ “ “ (Standard) 190 to 269	
Mouth Pieces, - - - - -	463

N.

Night Latches, Mortise, (Yale) - -	52 to 65
“ “ “ (“ Duplex) 164 and 165	
“ “ “ (Standard) - - - - -	254 and 255
“ “ Rim, (Yale) - - - - -	36 to 49
“ “ “ (“ Duplex) - - - - -	162 and 163
“ “ and Locks, Rim, (Yale) - - -	46 to 49
Nose Plates, (Yale) - - - - -	342
“ “ (Standard) - - - - -	343
Number Plates, - - - - -	420 and 520
Nuts, Capped, - - - - -	520
“ Safe, - - - - -	520

O.

Office Knob Locks, Mortise, (Yale) -	92 to 102
“ “ “ “ (Standard) 222 to 229	
Offset Handles, - - - - -	372 and 373
Openers, Electric Door, - - - -	468

P.

	PAGE.
Padlocks, - - - - -	285 to 293
Plates, Combined Escutcheon, - - - - -	344 to 351
" Corner, - - - - -	380 and 381
" Direction, - - - - -	386 and 387
" Finger, - - - - -	374 to 377
" Key, Bronze and Brass, - - - - -	353 to 356
" " Wood, - - - - -	341
" Letter Drop, - - - - -	382 to 385
" Nose, (Yale) - - - - -	342
" " (Standard) - - - - -	343
" Number, - - - - -	420 and 520
" Push and Pull, - - - - -	378 and 379
Postal Delivery Boxes, - - - - -	532 and 533
Post Office Equipments, - - - - -	525 to 538
Prison Locks, - - - - -	469 to 496
Pulley Blocks, Differential, - - - - -	541 to 543
" " Wire Rope, - - - - -	552
Pull Knobs, for Asylum Use, - - - - -	67
Pulls, Bell, - - - - -	332 to 335
" Bell Lever, - - - - -	337
" Cup Escutcheon, - - - - -	323
" Door, - - - - -	368 to 373
" Drawer, Bronze and Brass, - - - - -	458 to 460
" " Wood, - - - - -	461
" Electric Bell Lever, - - - - -	337
" Flush Sliding Door, - - - - -	362 and 363
Push and Pull Plates, - - - - -	378 and 379

R.

Rabbeted Face Locks Described, - - - - -	17
Repairs, - - - - -	306
Rim Locks and Latches, (Yale) - - - - -	26 to 51
" Latches, (Yale Duplex) - - - - -	162 and 163
" " (Standard) - - - - -	185 to 189
Rolling Desk Locks, - - - - -	284
Rustless Iron Finish, - - - - -	308 and 309

S.

Safe Nuts, - - - - -	520
Samples, - - - - -	12
Sash Centers, - - - - -	447
" Fasteners, - - - - -	440 and 441
" Hooks, - - - - -	447
" Lifts, - - - - -	442 and 443
" " Bar, - - - - -	444 and 445
" Locks, (Standard) - - - - -	275
" Pulleys, - - - - -	464
" Sockets, - - - - -	446
Screwless Shank and Spindle, - - - - -	310
Shipments, - - - - -	12
Shutter Bars, - - - - -	450 and 451
" Flaps, - - - - -	414 and 415
" Knobs, Bronze and Brass, - - - - -	448 and 449

	PAGE.
Shutter Knobs, Wood, - - - - -	461
Signs, - - - - -	386 and 387
Sliding Door Dead Locks, Mortise (Yale) 82 to 87	
" " " " " (Stand'rd) 232 to 239	
" " Flush Pulls, - - - - -	362 and 363
" " Knob Latches, Mortise, (Standard) 243	
" " " Locks, " (Yale) 90 and 91	
" " " " " (Stand'rd) 240 to 242	
" " Latches, " (Yale) 88 and 89	
" " " Elevator, " (Stand'rd) 244 and 245	
" " Stops, - - - - -	362 and 363
Standard Locks Described, - - - - -	182 to 184
" " and Latches, - - - - -	185 to 284
Stops, Door, Wood, - - - - -	462
" Sliding Door, - - - - -	362 and 363
Store Door Locks, (Yale) 26 to 33, 68 to 73, 124 to 133	
" " " and Latches, with } 124 to 133	
Handles, (Yale) }	
Store Door Locks and Latches, with } 260 to 269	
Handles, (Standard) }	
Strap Hinges, - - - - -	418 and 419
Street Letter Boxes, - - - - -	537

T.

Tackle Blocks, - - - - -	553
Terms, - - - - -	12
T Handles, - - - - -	328, 329 and 520
Thumb Latches, Mortise, (Standard) - - - - -	258 and 259
Thumb-pieces, - - - - -	327
Time Locks, - - - - -	498 to 502
Tin Boxes, - - - - -	521 to 523
Tin Box Locks, Combination, - - - - -	522
" " " (Yale) - - - - -	147 and 521
Trade Marks, - - - - -	18
Tramrail, - - - - -	550 and 551
Transom Window Catches, - - - - -	452
Turnbuckles, - - - - -	453
Turns, Cupboard, - - - - -	456 and 457

V.


Vestibule Latches, Mortise (Yale) - - - - -	116 to 123
" " " (Standard) 250 to 253	

W.

Weston Crane Co., Products of, - - - - -	539 to 564
Winches, Safety Derrick, - - - - -	545
Works, Description of, - - - - -	4

Y.

Yale Lock Co., Products of, - - - - -	13 to 538
Yale Locks Described, - - - - -	20 to 23
" " and Latches, - - - - -	26 to 179




COMBINED ESCUTCHEON PLATE,
No. 401G. (Not Actual Size.)

[GOTHIC DESIGN.]

Size, 2½ inches by 10 inches.

Locks with Escutcheon under Knob.

(See page 104.)



COMBINED ESCUTCHEON PLATE,
No. 401R. (Not Actual Size.)

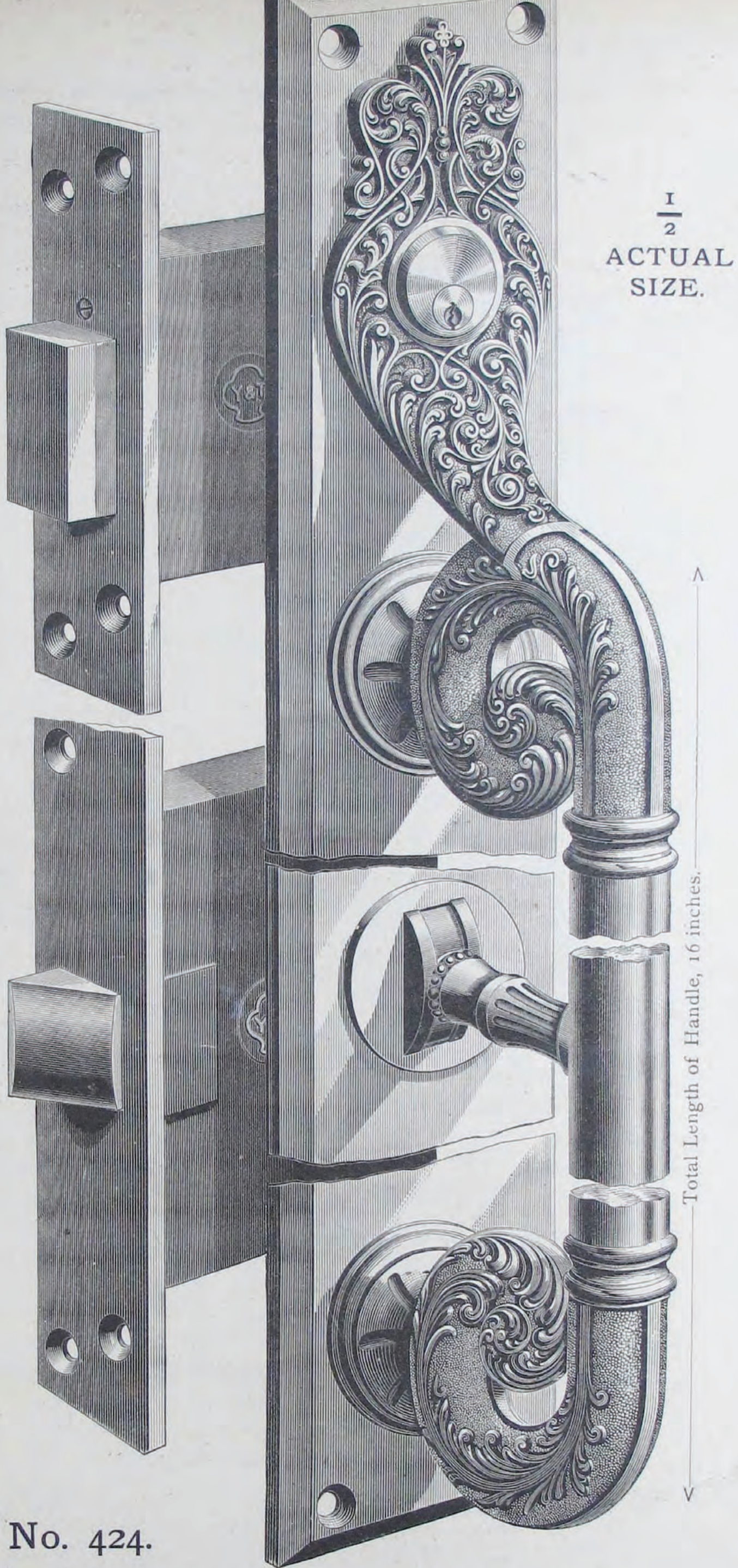
[RICE DESIGN.]

Size, 2½ inches by 10 inches.

For Locks with Escutcheon under Knob.

(See page 104.)


Combined Escutcheon Plates for Yale Front Door Locks and Vestibule Latches.



No. 424.

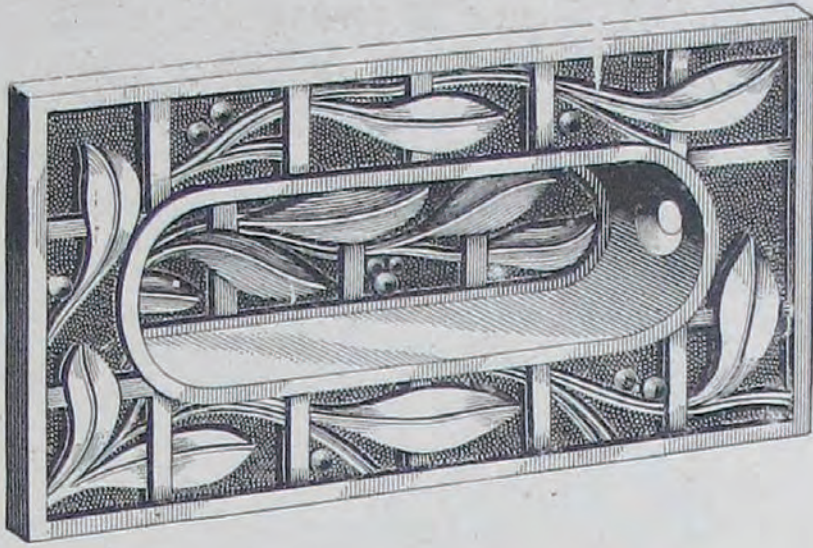
Distance from edge of door to center of Escutcheon, $2\frac{3}{4}$ inch.
 Thickness of Cases, $1\frac{1}{4}$ inches.

YALE COMBINED LOCKS AND LATCHES, Nos. 424 and 424P.
 (WITH BAR HANDLES.)

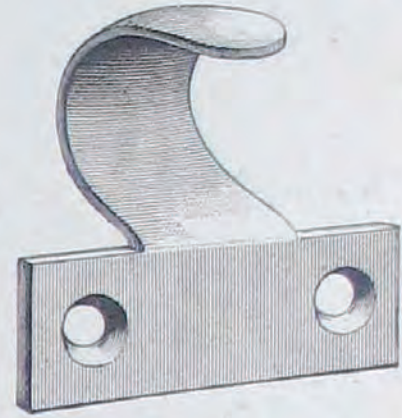


No. 750^S.
(4½ × 4½ inch.)

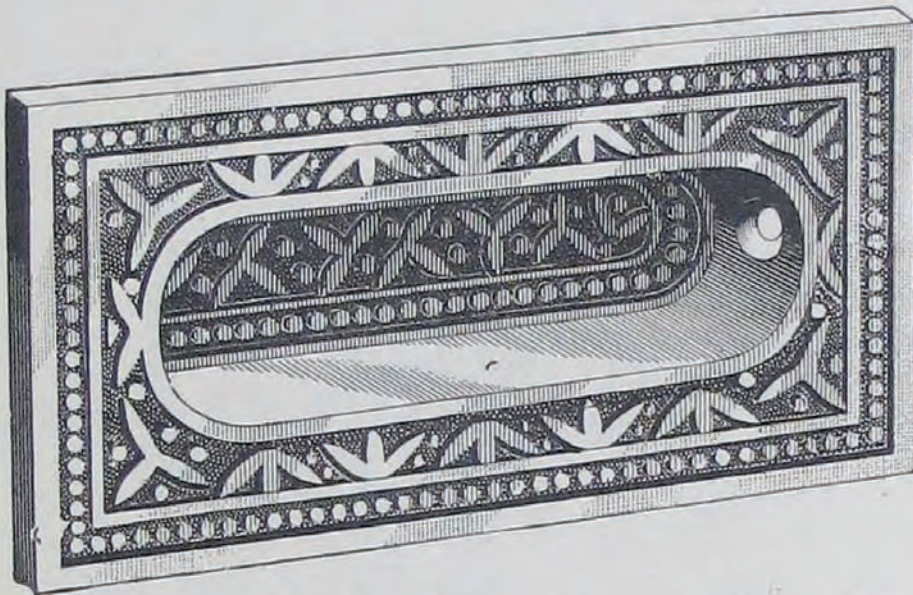
REAL BRONZE OR BRASS LOOSE PIN BUTTS.
(SELF-LUBRICATING.)




No. 1344^{HOLLY}



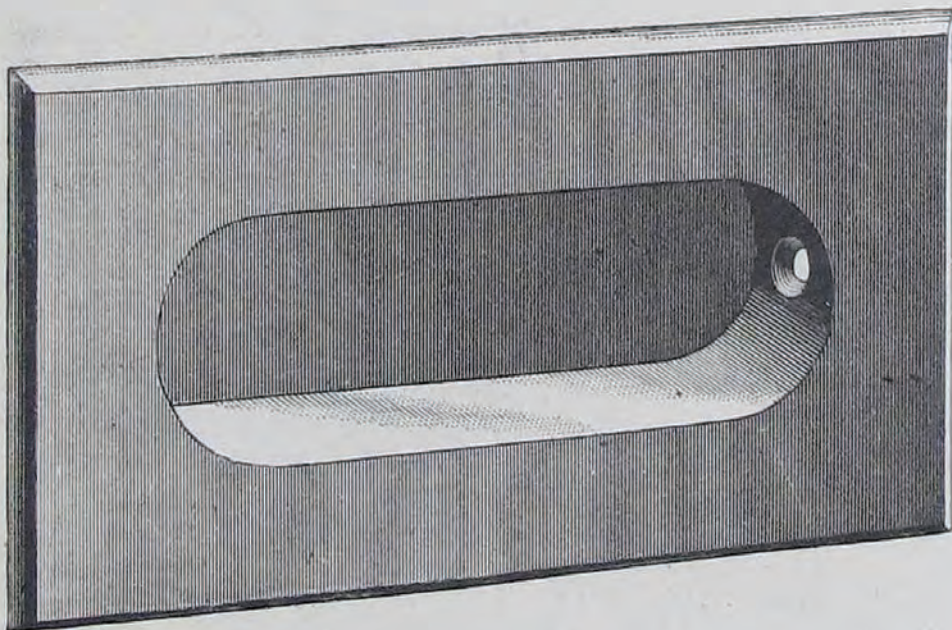
No. 1341^P.



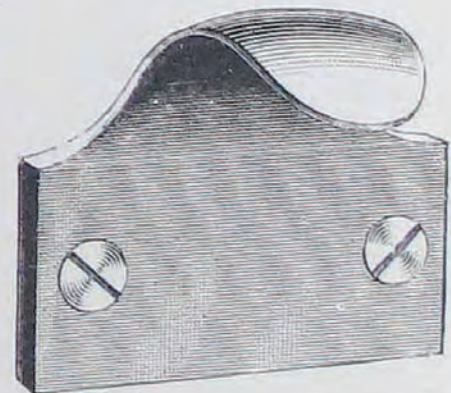
No. 1344^R.



No. 1340^R.



No. 1349^P.
(Beveled Edge.)



No. 1343^P.

REAL BRONZE OR BRASS HOOK AND FLUSH SASH LIFTS.