

ILLUSTRATED
AND DESCRIPTIVE CATALOGUE

OF

Lockwood Manufacturing Co.,

MANUFACTURERS OF

BUILDERS' HARDWARE.

FACTORY:

SOUTH NORWALK, CONN., U. S. A.,

1894.

SOLE AGENTS:

~~C. F. GUYON COMPANY,~~
LIMITED,

ALLERTON CLARKE CO.,
97 CHAMBERS ST.
NEW YORK

~~97 & 99 READE STREET, - - - NEW YORK.~~

~~WOODROUGH, MANSFIELD & CO.,~~

~~36 PEARL ST., BOSTON, MASS.~~

HARDWARE AGENCY CO.,
36 PEARL ST.
BOSTON, - MASS.

~~WOODROUGH & HANCHETT CO.,~~

~~38 & 40 LAKE ST., CHICAGO, ILL.~~

ALLERTON CLARKE CO.,
118 LAKE ST.,
CHICAGO, ILL.

LOCKWOOD MANUFACTURING COMPANY.

INDEX.

A		PAGE
ANTI-FRICTION Latch, Reversible,		68
Sliding Door Sheaves,		520

B		PAGE
BANK DOOR PULLS,		493 to 502
BARN DOOR Dead Locks,		79
Pulls,		520
BAR SASH LIFTS,		456 to 461
BELL PULLS, Bronze Metal,		297 to 302
Ornamental,		297 to 299
Plain,		300 to 302
Glass,		296
Jet,		295
Mineral,		295
Porcelain,		295
BELL LEVERS, Gong,		489
BLIND HINGES,		524
BOLTS, Barrel,		414 to 419
Bronzed Iron,		415, 416, 419
Bronze Metal,		416 to 419
Japanned,		414
Bottom or Foot,		423 to 433
Bronzed Iron,		425 to 427
Bronze Metal,		427 to 433
Japanned,		423
Cased, Square,		421 and 422
Chain,		423 to 432
Bronzed Iron,		424 to 426 and 433
Bronze Metal,		426 to 432
Japanned,		423
Reverse Bevel,		423
Flush, Extension Stop		434, 436 and 437
Knob and Plate,		434 and 435
Sunk Thumb piece,		434 and 435
Foot or Bottom,		423 to 433
Spring,		423
Door, Mortise,		70 and 71
Square,		420
Cased,		421 and 422
Tower,		414
BUTTS, Door, Bronzed Iron,		404 and 405
Loose Pin.		
Ornamental,		404
Plain,		405
Bronze Metal,		
Loose Joint,		402 and 403
Pin,		406 to 410
Loose Joint.		
Ornamental,		402
Plain,		403
Loose Pin.		
Ornamental,		406, 408 and 409
Plain,		407 and 410

	PAGE.
BUTTS, Parliament,	
Bronze Metal,	411
Shutter,	412
BUTTONS, Door,	
Bronzed Iron,	413
Brass,	413
Japanned,	413
Push, Electric-Bell,	484 to 487

C		PAGE.
CATCHES, Cupboard,		
Ornamental,		438 to 443
Plain,		445 to 447
French Window,		
Ornamental,		438 to 443
Plain,		445 to 447
Transom, Ornamental,		448 to 451
Plain,		452 and 453
CEILING HOOKS, Japanned,		473
CENTERS, Sash,		481
CHAIN DOOR BOLTS,		
Bronzed Iron,		424 to 426, 432
Bronze Metal,		426 to 432
Japanned,		423
CHAIN DOOR FASTENERS,		415 to 419
Bronzed Iron,		415, 416 and 419
Bronze Metal,		416 to 419
CHANDELIER HOOKS,		
Ornamental,		478 to 479
with Base Plate,		479
For Gas pipe,		479
CHEST HANDLES, Flush,		523
Surface,		523
CLASSIFIED LISTS OF		
Bell Pulls, Bronze Metal, Ornamental,		298
Plain,		301
Door Keys and Blanks,		393 and 394
Front Door Locks in Sets,		383 and 384
Finishes, for Locks, Knobs, &c.,		1
for Shelf Hardware,		401
Inside Door Locks in Sets,		336 and 337
Strikers, for Locks and Latches,		395 and 396
Vestibule Door Latches in Sets,		384 and 385
CLOSET DOOR KNOBS, Mineral,		266
Jet,		266
Porcelain,		266
Wood,		526
CLOTHES LINE HOOKS,		471
COAT AND HAT HOOKS,		
Bronzed Iron,		474 to 476
Bronze Metal,		474 to 476
Japanned,		472, 473

	PAGE.
COMPARATIVE NAMES OF FINISHES,	400
CUPBOARD CATCHES,	
Bronzed Iron,	438 to 441, 445, 446
Bronze Metal,	438 to 443, 445 to 447
Locks,	
Bronzed Iron,	444
Turns,	439 to 447
Bronzed Iron,	439 to 441, 444 to 446
Bronze Metal,	439 to 447
CUP ESCUTCHEONS, Flush,	
For Sliding Doors,	58 to 66
Ornamental,	58 to 63
Plain,	64 to 66
CUP AND T HANDLES, Flush,	67

D

DEAD LOCKS, Mortise,	72 to 74
Cabin Door,	78
Sliding “	79
Store “	75 to 77
“ “ Rabbeted,	77
Rim, Horizontal,	227 to 233
“ Store door	234 to 236
Upright “	237 to 239
DESCRIPTION OF FINISHES,	
On Locks, Knobs, etc.,	1
On Hardware,	401
DESCRIPTION OF	
Reversible Anti-Friction Latch,	68
“ Swivel Spindle Hub,	123
Patent Swivel Spindles,	123
DOOR HANDLES,	503
Store, Latch only,	504 to 509
“ Key-Locking Latch,	510 to 512
With Lock and Latch,	513 to 519
Barn,	521
KNOBS, Bronzed Iron,	272
Bronze Metal,	273 to 288
Glass,	289 to 294
Jet,	270 and 271
Mineral,	267
Porcelain,	267 to 269
LOCKS, Cupboard,	444
Mortise, Dead,	72 to 74
“ “ Store Door,	75 to 77
“ Knob, Inside, “	90 to 121
“ in Sets,	306 to 335
“ Front Door,	124 to 181
“ in Sets,	338 to 381
Rim Knob, Upright,	249 to 262
in Sets,	305
Horizontal,	240 to 248
Rim, Dead,	227 to 234
“ Store door,	234 to 239
Sliding Door, Flush,	191 to 215
LATCHES, Store,	504 to 509
Vestibule,	125 to 182
“ in Sets,	339 to 382
DOOR STOPS, for Sliding Doors,	216

	PAGE.
DOOR PULLS,	490 and 491
Bank, Ornamental,	493, 494, 497 to 499
Plain,	495, 501, 503
Barn, Flush,	521
PUSH PLATES, Ornamental,	492 to 494, 496, 498
Plain,	495, 500, 502
SHEAVES, Sliding,	520
DOUBLE KEY HOLE ESCUTCHEONS,	26 and 27
DRAWER PULLS, Ornamental,	
Bronzed Iron,	462, 464 and 465
Bronze Metal,	462, 464 to 466
468 and 469	
Plain,	
Bronzed Iron,	463
Bronze Metal,	463, 467 and 470
DROP ESCUTCHEONS,	7

E

ESCUTCHEONS, Double Key Hole,	SEE PAGE 2
Drop,	26 and 27
Flush Cup,	7
Bronzed Iron,	58 and 59
Bronze Metal,	
Ornamental,	60 to 63
Plain,	64 to 66
Plate,	3 to 6
Bronzed Iron,	4
Bronze Metal,	5 and 6
Japanned,	3
AND ROSE COMBINED,	
for Mortise Knob Locks,	
Bronzed Iron,	8 to 11 and 18
Bronze Metal,	12 to 17, 19 to 25
Japanned,	3
for Mortise Front Door Locks,	
Bronzed Iron,	28 and 29
Bronze Metal,	30 to 57
for Horizontal Rim Locks,	10
for Vestibule Latches,	
Bronzed Iron,	29
Bronze Metal,	
3½ in.,	30 to 32, 37 and 38
3¾ in., etc.	33 to 36, 39 to 56
for Hotel Locks,	24 and 25
for Public Buildings,	53 and 57

F

FASTENERS, Chain Door,	
Bronzed Iron,	415, 416 and 419
Bronze Metal,	416 to 419
FINISHES, Comparison of Names of	400
Description of, on Builders' Hardware,	401
on Locks, Knobs, Escutcheons, etc.,	1
FLAPS, Shutter,	412
FLUSH BARN DOOR PULLS,	521
BOLTS, Extension,	434, 436, 437
Knob and Plate,	434 and 435
Sunk Thumb Piece,	434 and 435
CHEST HANDLES,	521 and 522

	PAGE.
FLUSH CUP ESCUTCHEONS,	58 to 66
CUP AND T HANDLES,	67
PULLS for Sliding Doors,	184 and 185
SASH LIFTS,	
Bronzed Iron,	455, 457, 460
Bronze Metal,	455 to 461
TRAP DOOR RINGS,	522
FOOT BOLTS,	
Japanned,	423
Bronzed Iron,	425 to 427
Bronze Metal,	427 to 430
FRENCH WINDOW CATCHES,	
Ornamental,	439 to 443
Plain,	445 to 447
FRONT DOOR SETS, Plain Spindle, Flat Front,	
4¾ in.,	338 to 348
Swivel Spindle, Flat Front,	
4¾ in.,	350 to 362
5½ in.,	366 to 375
6 in.,	378 to 381
Rabbeted Front,	
4¾ in.,	364
Reference Pages of	383 and 384

G

GLASS BELL PULLS,	296
DOOR KNOBS,	289 to 294

H

HANDLES, Cup and T,	67
Chest,	522 and 523
Door,	490 and 491
Lifting,	522
Store Door,	
with Lift Latch,	504 to 509
" Mortise "	506 to 509
" Key-Locking Latch,	510 to 512
" Lock and Latch,	513 to 519
HARNESSE HOOKS,	480
HAT AND COAT HOOKS,	472 to 473 and 539
Japanned,	472 and 474
Bronzed Iron,	474 to 476
Bronze Metal,	474 to 476
HOOCS, Coat and Hat,	472 to 476
Ceiling,	473
Chandelier,	478 and 479
" for Gas Pipe,	479
Clothes Line,	471
Harness,	480
School House,	477
Sash Pull Down,	454

K

KEYS AND BLANKS, Door, Brass,	388
Iron,	386 and 387
Steel,	389 and 390

	PAGE.
KEYS AND BLANKS, Flat, Steel,	389
Folding	391
Hotel,	392
Master,	392
Sliding Door,	391
Classified List of	393 and 394
KNOBS, Closet,	
Mineral,	266
Jet,	266
Porcelain,	266
DOOR, Bronzed Iron,	272
Bronze Metal,	
Ornamental,	273 to 280
Plain,	281 to 288
Glass,	289 to 294
Jet,	270 and 271
Mineral,	267
Porcelain,	267 to 269
Shutter,	
Bronzed Iron,	448, 449, 452
Bronze Metal,	449 to 453

L

LATCHES, KNOB, Mortise,	80, 81, 83
For French Windows,	82
" Sliding Doors and Shutters,	84
" Thin Doors,	82
NIGHT, Mortise,	85, 86
Rim,	221 to 226
Screen Door,	82
Sliding Door, Flush,	189, 190
Store Door,	
" With Lift Latch,	504, 505
Store Door, With Mortise Latch,	506 to 509
" Rabbeted,	506 to 509
Thumb,	
" Bronzed Iron,	503
Vestibule, Plain Spindle,	
3½ inch,	125 to 129
Swivel Spindle,	
3¾ inch,	131 to 149
4¼ " .	172, 173, 176, 177, 182
Vestibule, Swivel Spindle, Flat Front,	
133 to 137, 142 and 143, 154 and 155,	
158 and 159, 164 and 165	
Rabbeted Front,	146, 168
In Sets, complete,	339 to 382
Reference Pages, to Sets complete,	384 and 385
LETTER BOX PLATES, Inside,	482
Outside,	483 to 487
Bronzed Iron,	483
Bronze Metal,	483 to 487
LEVERS, Gong Bell,	489
LOCKS, DEAD,	
Cupboard, Bronzed Iron,	444
Cabin Door,	78
Mortise,	72 to 74
" Rabbeted,	77
Rim,	227 to 233
" Horizontal,	234 to 236
" Upright Store Door,	237 to 239
Sliding Door,	79
Steamboat and Barn Door,	79

	PAGE.
LOCKS, MORTISE,	
Flush Sliding Door,	
Astragal Front,	
Ornamental,	204 to 207
Plain,	208 to 210
Flat Front,	
Ornamental,	191 to 197, 211 to 213
Plain,	198 to 203, 214 and 215
MORTISE, KNOB,	
Front Door, Plain Spindle,	
4¾ inch,	124 to 131
5½ " "	147 and 148
Front Door, Swivel Spindle,	
4¾ inch,	132 to 143
5½ " "	150 to 153, 157, 160, to 163
6 " "	169 to 171, 174, 175, 178, 179
7 " "	180 and 181
Front Door, Swivel Spindle,	
Rabbeted Front,	
4¾ inch,	144 to 146
5½ " "	166 and 167
Front Door, In Sets, complete,	338 to 381
Reference Pages of Sets,	384 and 385
French Window,	87 and 88
For Thin Doors,	101
For Ships' Cabins,	96
Hotel,	120 and 121
Inside Door, 3½ inch,	90 to 95
3¾ " "	97 to 100
4 " "	101 to 107
4½ " "	108 to 114
4¾ " "	115 and 116
5½ " "	117
In Sets, complete,	306 to 335
Reference Pages	
of Sets,	336, 337
Master Keyed,	118 to 121
Narrow Stile,	87 and 88
LOCKS, MORTISE KNOB,	
Rabbeted,	122
Refrigerator,	89
Sliding Door,	
Astragal Front,	187 to 188
Flat Front,	186 to 188
With Three Bolts,	114
RIM, KNOB,	
Horizontal,	240 to 246
Store Door,	248
With Slide Bolt,	241 to 247
Upright,	249 to 262
With Slide Bolt,	251 to 263
In Sets, complete,	305
LOCK STRIKERS, Reverse Bevel,	396
Classified List of,	395 and 396
LOOSE JOINT BUTTS,	
Bronze Metal,	402 and 403
" " Parliament,	411
LOOSE PIN BUTTS,	
Bronzed Iron,	404 and 405
Bronze Metal,	406 to 410

M

MORTISE BOLTS for Inside Doors,	70 and 71
Outside Doors,	70 and 71
DEAD LOCKS,	72 to 77
FRONT DOOR LOCKS,	124 to 181
INSIDE " "	90 to 121
KNOB LATCHES,	80 to 83
NIGHT " "	85 and 86

	PAGE.
MORTISE SLIDING DOOR LATCHES,	84
" " " Flush,	189 and 190
" " LOCKS, Flush,	191 to 215
" " " Knob,	186 to 188
VESTIBULE " LATCHES,	
3½ in.,	125 to 129
" 3¾ in.,	131-137, 142-165
" 4¼ in.,	172, 173, 176-182

N

NAMES OF FINISHES, Comparative List,	400
NIGHT LATCHES,	
Mortise,	85 and 86
Rim,	221 to 226

P

PARLIAMENT BUTTS, Bronze Metal,	411
PLATE Escutcheons,	3 to 6
Bronze Metal,	5 and 6
Bronzed Iron,	4
Japanned,	3
PLATES, Letter Box, Inside,	482
Outside,	483 to 487
Push,	492 to 502
Sash,	449 to 453
PULL HOOKS, Sash,	454
PULLS, DOOR,	490 and 491
" Bank,	493 to 503
" Barn,	521
Bell, Bronze Metal,	297 to 302
Ornamental,	297 to 299
Plain,	300 to 302
Glass,	296
Jet,	295
Mineral,	295
Porcelain,	295
Sliding Door, Flush,	184 and 185
Drawer,	
Bronzed Iron, Ornamental,	462, 464, 465
Plain,	463
Bronze Metal, Ornamental,	462, 464 to 466, 468 and 469
Plain,	463, 467, 470
PUSH BUTTONS, Electric Bell,	484 to 487
PLATES,	
Bronze Metal, Ornamental,	492 to 494, 496, 498
Plain,	495, 500, 502

R

REFERENCES PAGES,	
Of Front Door Sets,	383 and 384
" Vestibule " "	384 and 385
" Inside " "	336 and 337
" Bell Pulls,	298 to 301
" Door Keys & Blanks,	393 and 394
" Lock Strikers,	395 and 396
REVERSIBLE SWIVEL SPINDLE HUB,	123
ANTI-FRICTION LATCH,	68

	PAGE.
RIM DEAD LOCKS,	227 to 233
Store Door,	234 to 239
LATCHES, Knob,	218 to 220
Night,	221 to 226
LOCKS, Upright,	249 to 262
" Store door,	237 to 239
Horizontal,	240 to 246
" Store door,	248
ROSES, Knob, Elongated,	265
Square,	265
ROSE AND ESCUTCHEONS COMBINED,	
For Front Doors,	
Bronzed Iron,	28 and 29
Bronze Metal,	
Ornamental,	30 to 36, 43 to 46, 50 and 55
Plain,	37 to 42, 47 to 49, 51 to 53, 56 and 57
For Inside Doors,	
Bronzed Iron,	8 to 11 and 18
Bronze Metal,	
Ornamental,	12 to 14, 19 to 21 and 24
Plain,	15 to 17, 22, 23 and 25
Japanned,	3
For Vestibule Doors,	
Bronzed Iron,	29
Bronze Metal,	
Ornamental,	30 to 36, 40 to 46, 50 and 55
Plain,	37 to 42, 47 to 49, 51, 52 and 54

S

SASH CENTERS,	481
LIFTS, Surface,	455 to 461
Bar,	456 to 461
Flush,	455 to 461
" Hook,	454
PLATES,	449 to 453
PULL HOOKS,	454
SOCKETS,	454
SCHOOL HOUSE HOOKS,	477
SHEAVES, Sliding Door,	519
Anti-Friction,	519
Brass Axle,	519
Iron "	519
SHUTTER BARS,	
Bronzed Iron,	448, 449 and 452
Bronze Metal,	449 to 451 and 453
Butts,	412
Flaps,	412
Hinges,	412
Knobs,	
Bronzed Iron,	448, 449 and 452
Bronze Metal,	449 to 453
SLIDING DOOR, Flush Cup Escutcheons,	58 to 66
" Pulls,	184 and 185
LOCKS, Knob,	186 to 188
Dead,	96 and 97
Flush,	
Bronzed Iron,	
Ornamental,	191 to 195
" "	204 and 205

	PAGE.
SLIDING DOOR LOCKS, Bronze Metal,	
Ornamental,	191 to 197
" " 205 to 207, 211 to 213	
Plain,	198 to 203, 208 to 210
" " 214 and 215	
SLIDING DOOR LATCHES, Flush,	189 and 190
Sheaves,	519
Stops,	216
SPINDLES, Swivel,	123
SQUARE CASED BOLTS,	421 and 422
STABLE DOOR DEAD LOCKS, Mortise,	79
STEAMBOAT " " " "	79
STRIKERS, Reverse Bevel,	396
Classified List of	395 and 396
STORE DOOR HANDLES AND LATCHES,	
Flat Front,	
Ornamental,	506 to 508
Plain,	507 to 509
Rabbeted Front,	
Ornamental,	506 to 508
Plain,	507 and 508
HANDLES WITH LOCKS AND LATCHES,	
Flat Front,	
Ornamental,	510, 514, 516 to 518
Plain,	512, 513, 515, 519
Rabbeted Front,	
Ornamental,	511, 514, 516 to 518
Plain,	512, 513, 515, 519
SWIVEL SPINDLE HUBS,	123

T

THUMB KNOB PIECES, LATCHES,	216
Bronzed Iron,	503
TOWER BOLTS,	414
TRANSOM CATCHES,	448 to 453
Plates,	481
Centers,	481
TRAP DOOR RINGS, Flush,	522
TURNS, Cupboard,	
Ornamental,	
Bronzed Iron,	439 to 441, 444
Bronze Metal,	439 to 444
Plain,	
Bronzed Iron,	445 and 446
Bronze Metal,	445 to 447


V

VESTIBULE DOOR LATCHES,	
Flat Front,	125 to 137, 142, 143, 149, 154
" " 155, 158, 159, 164, 165	
Beveled Front,	172, 173, 176, 177, 182
Rabbeted Front,	146, 168
in Sets, complete,	339 to 382
Reference Pages of,	384 and 385

All the goods in this Catalogue to page 524, are manufactured at our Works in South Norwalk, Conn.

BRONZE METAL ROSE AND ESCUTCHEONS COMBINED.

MANHATTAN PATTERN.



No. 662.


(The Cuts on this page are all full size.)

FOR THE
3 3/4 AND 4 INCH
MORTISE KNOB LOCKS
OF THESE PATTERNS.

For MANHATTAN PATTERN,
See pages 99 and 106.

For FRANCONIA PATTERN,
See pages 100 and 107.

FRANCONIA PATTERN.



No. 666.

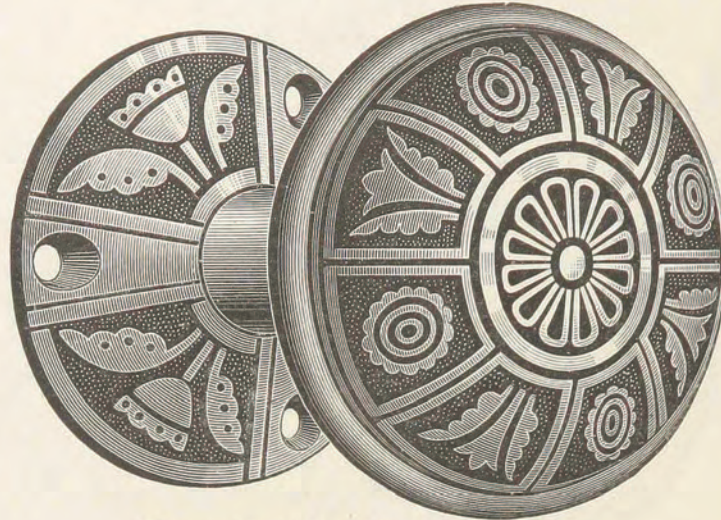
For description and prices of FINISHES, see page 1.

No.	SIZE OF PLATE, Inches.	PATTERN.	DESCRIPTION.	FINISHES.					Per Doz.
				1	3	4	7	9	
662	1 7/8 x 5 3/4	Manhattan.	Ornamental Bronze Metal.	1	3	4	7	9	
666	2 1/4 x 6 3/8	Franconia.	“ “ “	1	3	4	7	9	

Half Dozen in a box, with Screws.

BRONZED IRON DOOR KNOBS.

(The Cuts on this page are all full size.)




(Diameter, 2 1/4 x 2 1/4. 2 1/2 x 2 1/4.)
Nos. 9200. 9202.

For description and prices of FINISHES, see page 1.

DESCRIPTION.

NO.	DIAMETER.		KNOBS.	SHANKS.	ROSES.	SPINDLES.	FINISHES.					Per Doz.	
	Mortise.	Knobs, Inches.					Shanks, Inches.	25	30	26	28		29
9200		2 1/4 x 2 1/4	11-16	Ornamental Bronzed Iron.	Bronzed Iron.	Ornamental Bronzed Iron.	5-16	25	30	26	28	29	
9202		2 1/2 x 2 1/4	11-16	" "	" "	" "	5-16	25	30	26	28	29	



(Diameter, 2 1/4 x 2 1/4. 2 1/2 x 2 1/4.)
Nos. 9208. 9210.

DESCRIPTION.


NO.	DIAMETER.		KNOBS.	SHANKS.	ROSES.	SPINDLES.	FINISHES.					Per Doz.	
	Mortise.	Knobs, Inches.					Shanks, Inches.	25	30	26	28		29
9208		2 1/4 x 2 1/4	11-16	Ornamental Bronzed Iron.	Bronzed Iron.	Ornamental Bronzed Iron.	5-16	25	30	26	28	29	
9210		2 1/2 x 2 1/4	11-16	" "	" "	" "	5-16	25	30	26	28	29	

Half Dozen in a box, complete with Screws.

All Mortise Knobs for Inside doors extend from 1 1/4 to 2 inches.
All Mortise Knobs for Outside doors extend from 1 1/2 to 2 1/2 inches.
KNOBS FOR DOORS OF GREATER THICKNESS FURNISHED TO ORDER.

BRONZE METAL DOOR KNOBS.

(The Cuts on this page are all full size.)




No. 8040.

Diameter, 2¼x2¼.

For description and prices of FINISHES, see page 1.

DESCRIPTION.

NO.	DIAMETER.		KNOBS.	SHANKS.	ROSES.	SPINDLES, Inches.	FINISHES.					Per Doz.	
	Mortise.	Knobs, Inches.					Shanks, Inches.	1	3	4	7		9
8040		2¼x2¼	11-16	Ornamental Bronze Metal.	Bronze Metal.	Ornamental Bronze Metal.	5-16	1	3	4	7	9	



Nos. 8042, 8044.

Diameter, 2½x2¼, 2½x2½.

DESCRIPTION.

NO.	DIAMETER.		KNOBS.	SHANKS.	ROSES.	SPINDLES, Inches.	FINISHES.					Per Doz.	
	Mortise.	Knobs, Inches.					Shanks, Inches.	1	3	4	7		9
8042		2½x2¼	11-16	Ornamental Bronze Metal.	Bronze Metal.	Ornamental Bronze Metal.	5-16	1	3	4	7	9	
8044		2½x2½	11-16	" "	" "	" "	"	1	3	4	7	9	

Quarter Dozen in a box, complete with Roses and Screws.

All Knobs for Inside doors extend from 1¼ to 2 inches ; for Outside doors from 1½ to 2½ inches.


KNOBS FOR DOORS OF GREATER THICKNESS, OR TO USE WITH RIM LOCKS, FURNISHED TO ORDER.

ORNAMENTAL BRONZE METAL INSIDE DOOR SETS.


Nos. 472 AND 478.

WITH NICKEL PLATED STEEL KEYS.

(The Cuts on this page are all full size.)



No. 4609. 4½x3½ inches.



Nos. 8130 + 672.

For description and prices of FINISHES, see page 1.

DESCRIPTION.

Special No. of Set.	LOCKS.	KNOBS.	WITH TWO ESCUTCHEONS.	FINISHES.					Per Dozen Sets.
				1	3	4	7	9	
472	4609	8130	672	1	3	4	7	9	
478	4609	8050	672	1	3	4	7	9	

Quarter Dozen Sets in a box, complete with Screws.

When ordering any of the above Sets, use only the Special No. of the Set, giving the No. of the Finish wanted.
For Cut of No. 8050 Knobs, see page 274.